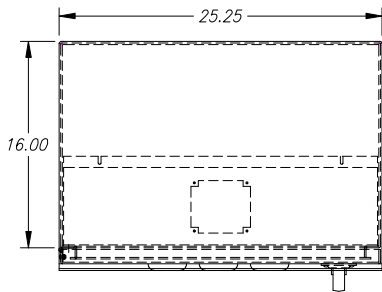
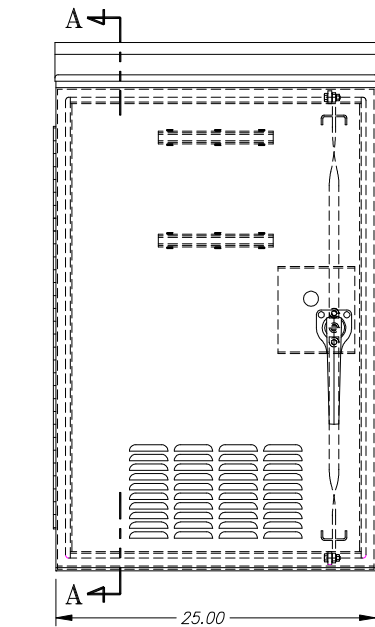


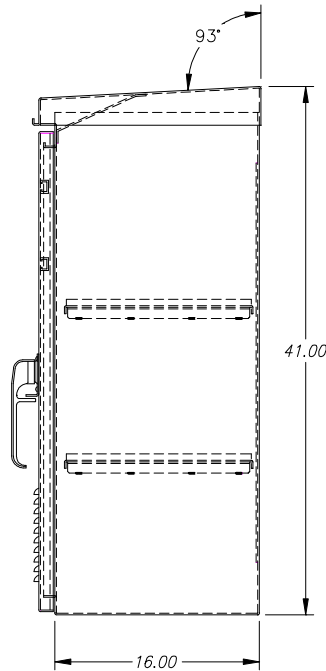
P/N FCU104013



TOP VIEW



FRONT VIEW



RIGHT SIDE

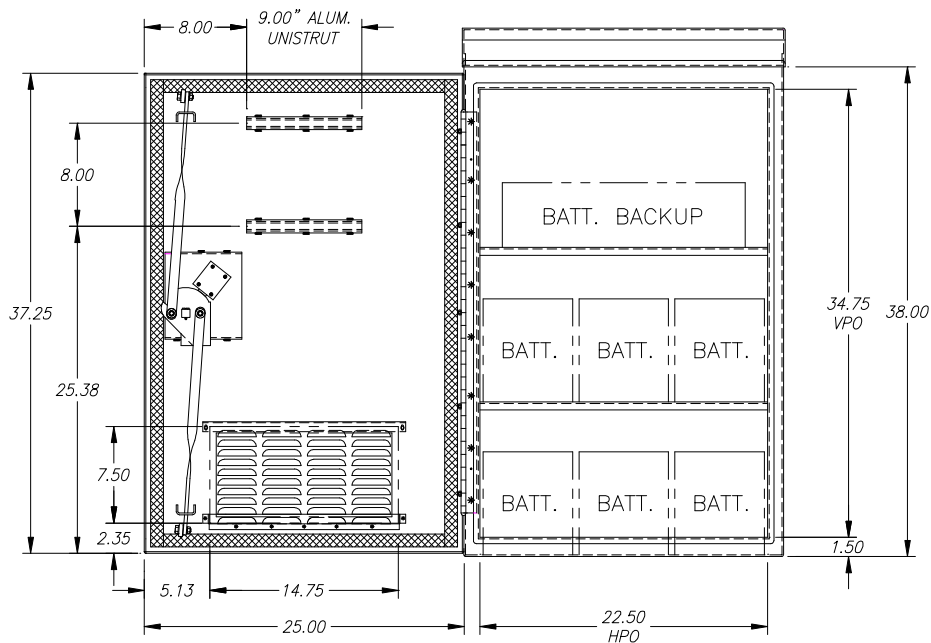
MATERIAL - ALUMINUM ALLOY .125 THICK 5052-H32, SURFACE SHALL HAVE A NATURAL ALUMINUM MILL FINISH.

PAINT - OPTIONAL

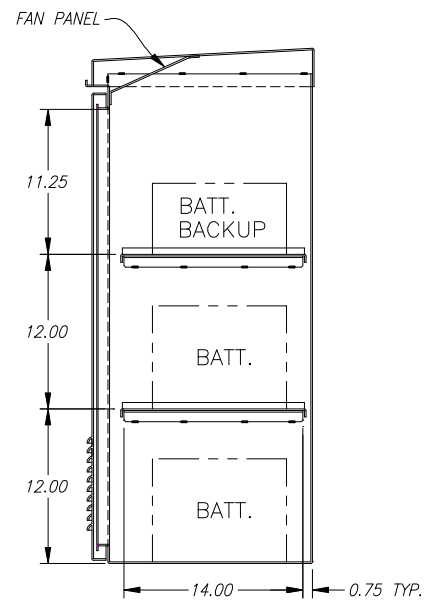
DOORS & LOCKS - DOORS ARE NEMA 3R CONSTRUCTION WITH NEOPRENE GASKET, RAIN TIGHT CONTINUOUS HINGE .075 THK. ALUM. WITH STAINLESS STEEL PIN, SECURED BY 1/4-20 SS CARRIAGE BOLTS, STANDARD EQUIPMENT INCLUDES A 3 POINT LOCKING SYSTEMS WHICH SECURES DOOR AT TOP, BOTTOM AND CENTER WITH A #2 CORBIN LOCK, DOOR RODS 1/4" X 3/4" ALUM. BAR W/ 1" NYLON ROLLERS, MAIN DOOR HANDLE STEEL, BRUSH ZINC PLATED.

SHELVES - TWO REMOVABLE FULL WIDTH SHELVES ARE FURNISHED WITH EACH CABINET, SHELF IS 14.00" DEEP.

VENTILATION - A VENT PATTERN IS PROVIDED ON THE UNDERSIDE OF THE COVER OVERHANG, LOUVER SLOTS ARE FORMED IN THE LOWER PART OF THE MAIN DOOR. THIS CREATES A NATURAL MOVEMENT OF AIR AND HAS A COOLING AFFECT ON ELECTRICAL EQUIPMENTS. AND IF SPECIFICATIONS CALL FOR EXHAUST FAN, PROVISIONS ARE MADE TO ACCOMODATE THE FAN, THE INTAKE AND THE EXHAUST IS RAIN TIGHT AND WILL NOT DRAIN WATER INTO CABINET.



FRONT VIEW
DOOR OPEN



SECTION A-A



CALIFORNIA CHASSIS

3356 E. La Palma Avenue, Anaheim, CA. 92806
Phone: (714) 666-8511 Fax: (714) 666-8509